
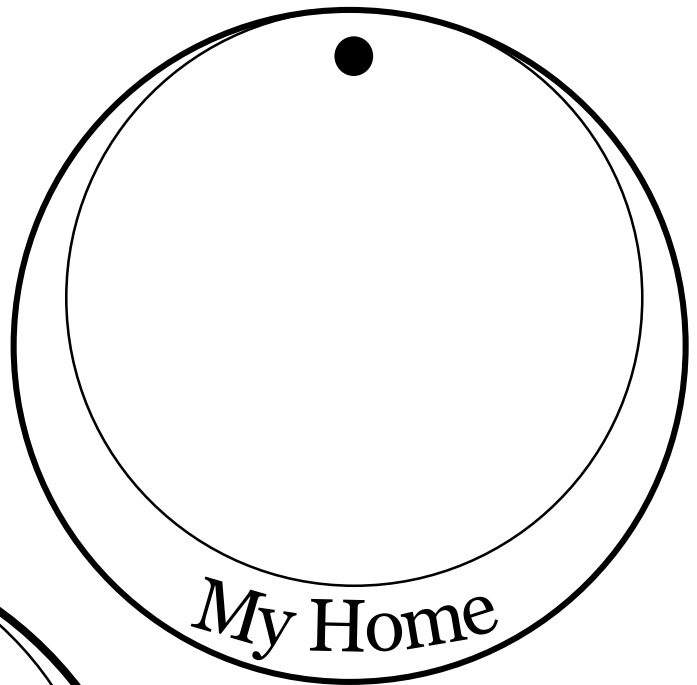





Girl Scouts always step up to do what they can to improve their communities. You can help your community by being a good neighbor. Let's learn about how you are a part of your community!

You live in your home. Maybe you live in an apartment with lots of buildings close together, or maybe you live in a house and the closest house is far away. Everyone's picture will look different! Draw a picture of your home in the lighter circle.

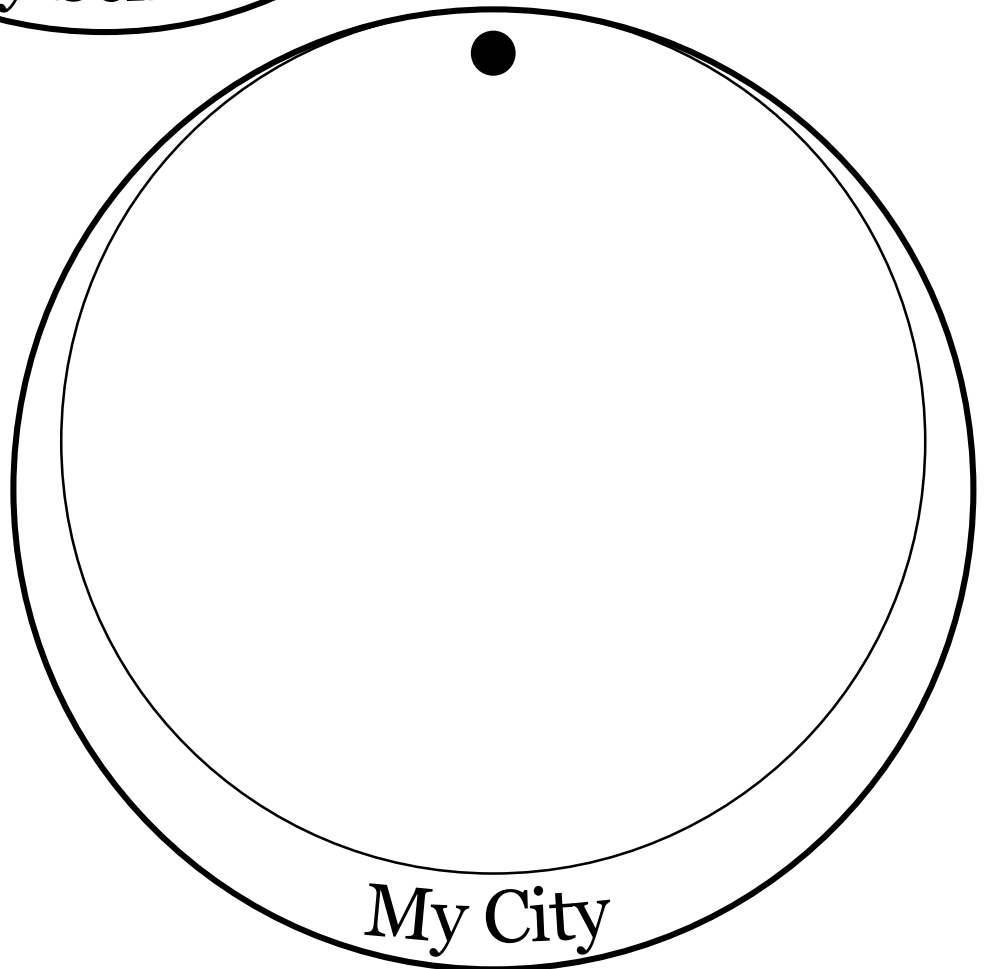


Your home is on a specific street that helps make up your address. The homes on the same street as your home make up a neighborhood. Draw something from your street in the lighter circle.



You're part of lots of communities, even a school community! That means everyone at your school works together to help make it a nice place to learn new things. Draw a picture of your school in the lighter circle.

In your city, there are many different places where your neighbors are there to help you. These places help make sure everyone has what they need. Can you draw a place in your city where you might be helped by a neighbor in the light circle? Maybe it's the library or the fire station!



My City

One of the communities you are a part of is the state you live in, Michigan! Color in the state of Michigan and put a dot where your home town is. The star shows where Lansing, Michigan's capital city, is.



Now you know more about the communities you belong to-and how the people in your communities work together to be good neighbors to each other. To finish your flip chart, cut the circles out on the dark black lines. Punch a hole where the solid black circle is on each circle and tie together with a piece of yarn.

For more information about Girl Scouts in your area, scan the QR code!

